



Welcome

To the Winnebago County Conservation Board's Hogsback Shooting
Range Certification Course

What's the purpose?

- The purpose of this course is to inform all of our users about the rules and regulations at the Hogsback Shooting Range.
- Each slide needs to be read to its entirety, and then a test must be taken in order to receive certification to use our shooting range.



Range Location

- The Hogsback Wildlife Area and Shooting Range is located at 48050 210th Ave in Lake Mills, IA 50436
- Surrounding the Hogsback Wildlife Area boundary, are Iowa DNR public hunting areas and privately owned areas. It is **your** responsibility to know and respect these boundaries.



The red outline indicates the boundary of the entire Hogsback Wildlife Area.



Multi-Use Wildlife Area



- The Hogsback Shooting Range is within the Hogsback Wildlife Area
- Immediately outside of the shooting range, the area is open to the public for hunting, hiking, and other outdoor recreation activities
 - Please keep this in mind while using the range



The orange arrows indicate the direction of fire.

Shooter Certification

- Certification is required in order to use the range. No exceptions.
 - Certification consists of reading our PowerPoint presentation and taking a test.
 - You must receive 100% on the test in order to obtain certification
- A certification card will be issued upon successful completion of the reading material and test.
 - The certification will be valid for 1 year.
 - An annual fee is required to maintain certification.
 - An annual “refresher course” must also be taken in order to maintain certification
 - In order to obtain certification, we will need the following information: name (including names of everyone in the household if getting the family membership), certification number, address, phone number and email address.



Shooter Certification

- Memberships
 - Family- **\$35** per year
 - Head of household is cardholder and may bring other members of the SAME household
 - Cardholder must be present
 - Spouses may each serve as cardholders if BOTH have passed the certification course
- Individual- **\$30** per year
- Lifetime- **\$500**
 - Still need to take recertification course every year.
- Guests
 - There is 1 guest allowed per individual cardholder per visit
 - Guest must remain with cardholder while utilizing the range



Shooter Certification

- Must sign a release form and agree to abide by all rules and regulations
- You must have current certification present whenever using the range
 - If requested, you must present your certification to any WCCB employee or law enforcement officer.



Shooter Certification

- All range users must sign in/out- NO EXCEPTIONS!
- The sign in forms ask for basic information including the date, permit number, which shooting benches you used (handgun or rifle), types of firearms used, if you brought a guest, time you arrive/time you leave and comments if you have any.
- Signing in/out allows the WCCB to collect data on range usage and to use that information to make improvements and/or adjustments to the range.
- The sign in/out cards will be inside the green donation box. Once they are filled out, simply drop them into the deposit slot.
- In the event of an incident, the WCCB can refer to the information on the sign in/out cards to see who might have additional information to report.
- The WCCB relies on its range members to keep tabs on the range and we count on them to help us catch the person/persons that may act carelessly and jeopardize the future of the range.



Recertification

- There will be a **45 day grace period** for all annual memberships (Family/Individual)
- After **45 days**, certification course must be taken again to recertify
- Annual refresher course is required for ALL members
- The Winnebago County Conservation Board reserves the right to not renew a membership for any reason.



Hogsback Shooting Range

- There are a total of 6 r-board targets to shoot at
- There is one seated station at the handgun range
 - There are 2 r-board targets to shoot at. One is 15 yds away, and the other is 20 yds away.
- There are 2 seated stations at the rifle range
- R-board targets for the rifle range
 - 50 yards
 - 100 yards
 - 150 yards
 - 200 yards

The shooting stations are circled in red



Hogsback Shooting Range

- Behind each r-board target is a backstop (circled in red)
- Behind each backstop is a hill (yellow arrows)



Shooting Range Hours



- Please abide by the Hogsback Shooting Range hours. The WCCB reserves the right to take anyone's certification away at anytime.
- The range is open **Wednesday to Saturday and CLOSED on Sunday, Monday, and Tuesday.**
- The hours are **9:00 AM to 5:00PM**




Handgun Range

- There are two r-board targets and one shooting bench.
- Absolutely no shotguns are allowed at the handgun range.
- No rifle caliber larger than .22 may be shot at the handgun range.
- R-board targets are 15 and 20 yards away from the shooting stations.



Rifle Range

- There are two shooting stations and the r-board targets are positioned 50, 100, 150, and 200 yards away.
- You may move closer to pattern a shotgun as long as safety precautions are adhered to.
- Center fire rifle calibers 0.50 or larger are prohibited at the shooting range
- Pick up all spent shells!



Firearm Safety: Transporting Firearms

- To legally transport firearms in the state of Iowa, all firearms must be secured, unloaded, in a fastened container or case, or broken down completely.
- Ammunition must be stored separately from the case in which the firearm is contained.
- Please refer to the Code of Iowa for more information on laws governing the transport of firearms.



Range Terminology



- The Hogsback Shooting Range is an unstaffed range. Therefore, someone must act as the range officer whenever multiple shooters are using the range simultaneously.
 - Generally, this is the first person that arrives to the range. The range officer establishes communication with other shooters, controls the movement of shooters using agreed-upon standard range commands, and checks that all firearm actions are open and safe when active shooting is not being conducted.
- It is everyone's responsibility to ensure that everyone on the shooting range acts safely and follows all range and safety procedures at all times.
- Shooters must present certification card to any WCCB employee or law enforcement officer when requested.
- If at any time you suspect someone is using the range without certification, please notify the Winnebago County Conservation using the contact information posted at the range and at the end of this program.

Range Terminology:

- Firing Line: The line immediately in front of the firing points and parallel to the line of targets.
- Firing Point: The area for the shooter immediately behind the firing line.
- Backstop: A device constructed to stop or redirect projectiles.
- Spectator Area: An area often located behind the ready line so visitors and spectators will not disrupt range operations.
- Preparation Area: Where shooters are allowed to score and prepare their equipment while awaiting their turn to fire.



Range Terminology

- The firing line extends back into the area where you shoot from. No one shall be in front of this line when firearms are loaded or when people are shooting.
- No one may handle loaded firearms anywhere other than on the firing line.





Range Terminology

- Range Officer: establishes communication with other shooters, controls the movement of shooters using agreed-upon standard range commands, and checks that all firearm actions are open and safe when active shooting is not being conducted.
- The Hogsback Shooting Range is an unstaffed range. Therefore, someone must act as the “range officer” whenever multiple shooters are using the range at the same time.
- The “range officer” is generally the first person that arrives at the range.
- Remember: It is everyone’s responsibility to ensure that everyone at the shooting range acts safely and follows all range and safety procedures at all times.

Range Terminology

- Standard range commands
 - “Range is hot!”
 - This means that shooters may handle their firearms on the firing line. Load firearms only on the firing line.
 - “Range is cold”
 - This means that the range is closed with respect to handling any firearms either on the line or in the ready area. All firearms are to be cleared; magazines removed, actions open or made safe.
 - “Commence firing”
 - This command should be given by the acting Range Officer after the range has been declared hot. It informs the shooters that they may begin firing at authorized targets.



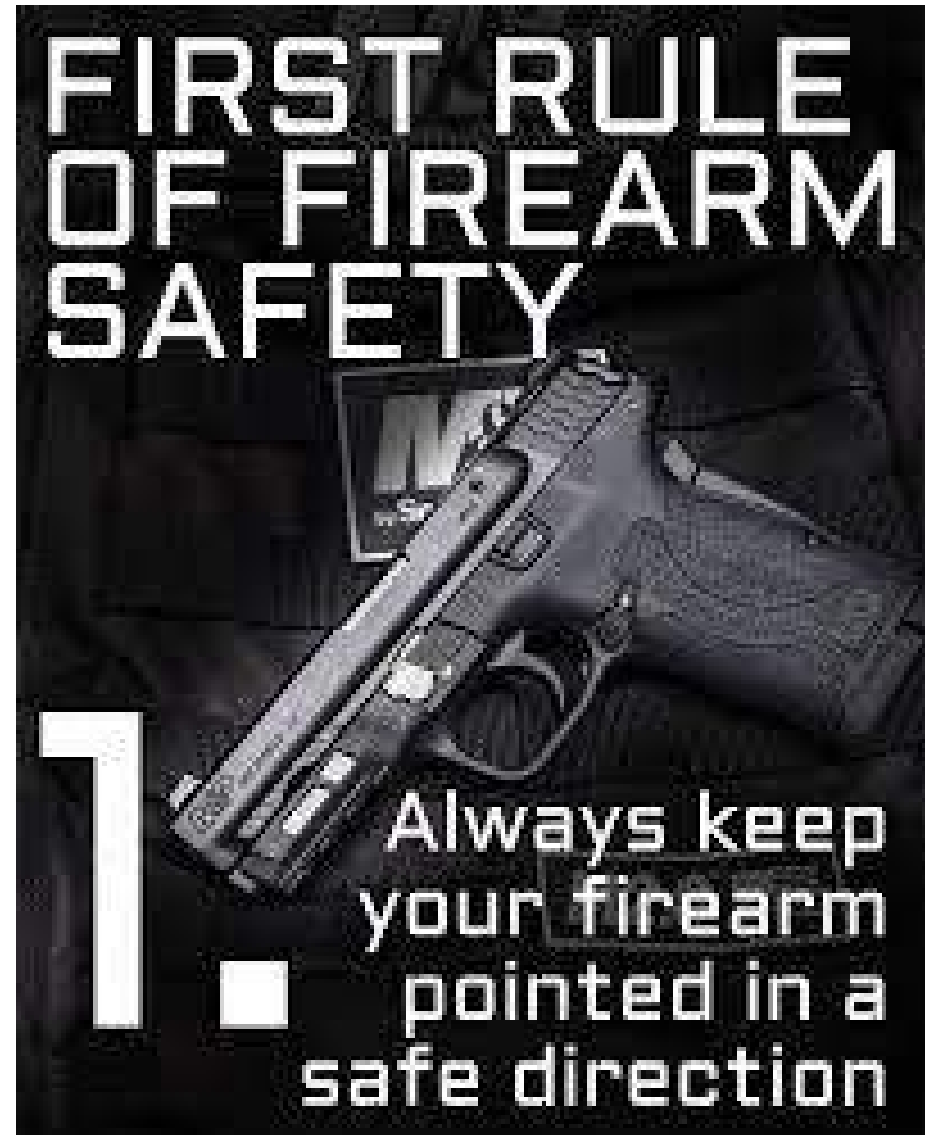
Range Terminology

- “Cease fire”
 - Whenever this command is given, all shooters must immediately stop shooting, remain in position with their firearm pointed in a safe direction, and wait for further instructions from the acting range officer.
 - This command may be given by anyone who observes an unsafe condition on the range.




Firearm Safety:

- These are 3 very simple and easy rules to follow. They **MUST** be obeyed **AT ALL TIMES**.
- **ALWAYS** keep your firearm pointed in a safe direction
- **ALWAYS** keep your finger off the trigger until ready to shoot
- **ALWAYS** keep the gun unloaded until ready to use



Firearm Safety

- Going back to rule #1....
 - **ALWAYS keep your firearm pointed in a safe direction**
- In this example we see that there is another vehicle parked at the range. While this person was getting out of their car, they are holding their firearm directly towards the shooting range where there is another person/persons
- Safety is our number one priority and unsafe actions like this will not be tolerated



Firearm Safety:

- Know your target and what is beyond
- Be sure the firearm is safe to operate
- Know how to use the firearm safely
- Keep the safety on until you are ready to shoot
- Use only the correct ammunition for your firearm
- Never use alcohol or drugs before or while shooting
- Store guns so they are not accessible to unauthorized persons
- Wear eye and ear protection as appropriate
- Know where the site address is in case of an emergency
 - Information kiosk on the East side of the range (light blue star)

Site address



General Range Safety Rules

- Know and obey all range rules
- Know where others are at all times
- Shoot only at authorized targets
 - Use paper targets only (pick them up when you're finished)
 - Absolutely no cans, bottles, food (pumpkins, watermelons, etc), clay targets, wooden boards, or other items are to be used as targets.
- NO SHOOTING AT POSTED SIGNAGE
- NO SHOOTING AT TREES



General Range Safety Rules



Keep in mind: this is a multi-use area and is open to hunting, hiking, and other outdoor activities. **Shooting at trees could potentially put someone else at risk and is unacceptable!!!**

General Range Safety Rules

- There are support boards behind the r-board targets (circled in red). Please do your best not to shoot at them.



General Range Safety Rules



- Examples of damage done from people not respecting our rules



General Range Safety Rules

No shooting anywhere but at the backstops!!!



General Range Rules: Range Maintenance

- Sometimes the range needs maintenance, whether it be replacing the r-board targets, adding more rubber into the backstops, or weed whipping and trimming.
- Please respect WCCB employees when they are at the range to perform maintenance.
- If you are in the middle of shooting and maintenance needs to be done, you will be required to unload your firearm and keep the action open. You may choose to leave or choose to wait for our employees to finish.
- The range may also be closed for a day to more than a day, depending on the type maintenance that is to be performed. Please look to our FaceBook page and our website for updates.
- Winnebago County Conservation reserves the right to close the shooting range at any time.



Muse Printables



General Range Rules: Sharing the range with others

- Feel free to use the range as long as you want (within operating hours)
- If someone is waiting to use the range, please limit your shooting time to 30 minutes so the next person can utilize the range
- Be kind and courteous to others

*be respectful.
be courteous.
be kind.*




General Range Safety

- Always keep the muzzle of a firearm pointed in a safe direction
- Treat all firearms as if they are loaded
- Be sure you have the proper ammunition for the firearm
- Before shooting, check bore for any obstructions
- All unsafe actions on the range must be corrected immediately
- Never use a firearm that is malfunctioning or in need of repair
- All inexperienced shooters must be accompanied by an experienced shooter



General Range Safety

- All loaded firearms must be pointed downrange at the backstops
 - Always keep the barrel of the firearm pointed in a safe direction
- All firearms must remain unloaded with the action open until ready to fire
- All firing must be done from the firing line on the 100, 150, and 200 yard ranges.
- On the 50 yard range, shooters may move forward as a group under the direction of the Range Officer
- Only shooters, spotters, and coaches are allowed on the firing line while it is in operation. Spectators are to stay behind the firing line at all times



General Range Safety

- Any person may call “cease fire” at any time they see an unsafe situation or act
- Upon the command “cease fire” all firearms will be unloaded immediately
- Eye and ear protection is required during active shooting
- Dry firing is permitted on the firing line only



CEASEFIRE



Regulations and Enforcement

- All shooters should pick up their used targets and make sure the firing station is clean when they have completed their firing
- When shooters go downrange to change or clean targets, the Range Officer must control movement by using the standard range commands

**SAFETY
FIRST**



Regulations and Enforcement

- Loud or abusive language will not be permitted
- Drugs and alcoholic beverages are prohibited at the shooting range
- Shooters under the influence of drugs or alcohol are prohibited from the range
- During heavy usage, vehicles should be carefully parked, permitting all vehicles to exit the range in a safe manner
- Stay on walkways
- Pick up any trash or debris- leave the range cleaner than you found it!



**Safety is our #1
priority!**

Regulations and Enforcement

- The range is clearly posted with signage:
 - “Caution Shooting Range Ahead”
 - “Stop only certified shooters may use range”
- Violators will be prosecuted under Code of Iowa, Section 461A.44, “Prohibited Areas”
- Individuals found to be intentionally or unintentionally shooting at anything but the backstops will be prosecuted under Code of Iowa Section 724.30, “Reckless Use of a Firearm”
- Smile, you’re on camera!



Regulations and Enforcement

- Disregard for and failure to adhere to range regulations, will automatically and immediately disqualify the offender from using the range indefinitely
- The Winnebago County Conservation will make every effort to provide safety and security for the shooting range
- The WCCB will strictly enforce all rule, regulations, policies, and procedures



Thank you for your support!

WCCB Contact Information

Office number: 641-565-3390

Toll free number: 888-841-8580

Email: info@winnebagoccb.com

Website:

<https://www.winnebagocountyiowa.gov/conservation/>

Winnebago County Sheriff's Office

Phone: 641-585-2828

